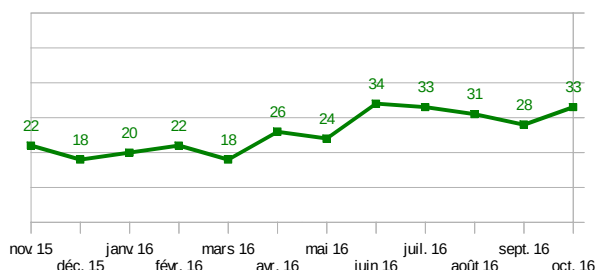
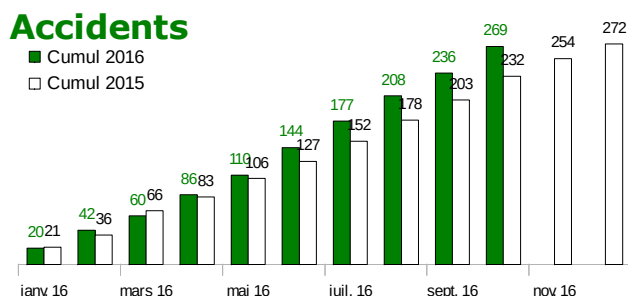
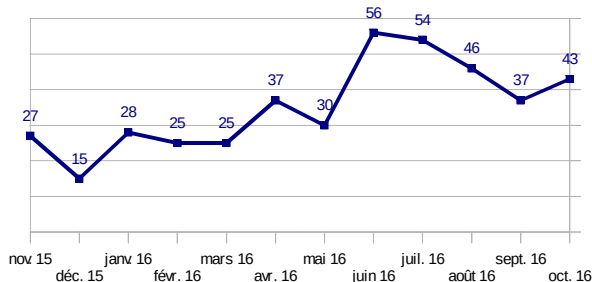
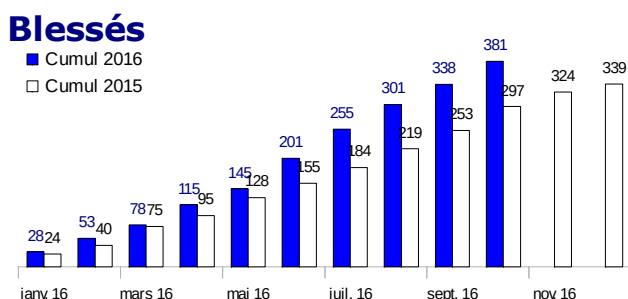
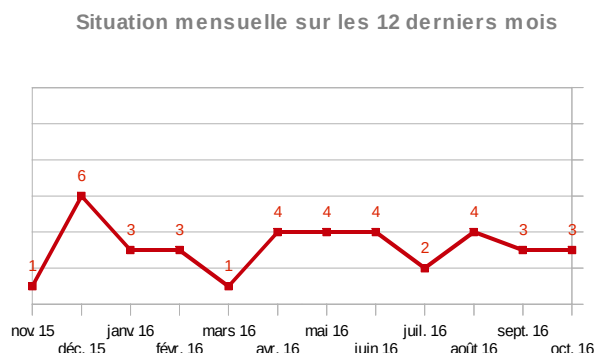
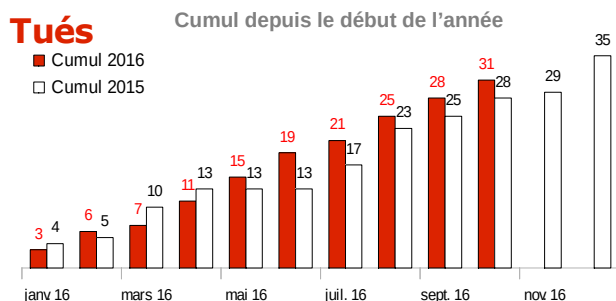


Tableau de bord mensuel (*)

octobre 2016

Observatoire Départemental de Sécurité Routière de l'Eure

	chiffres du mois			cumul annuel		
	2016	2015	% évolution	2016	2015	% évolution
Tués	3	3	+0,0%	31	28	+10,7%
Blessés	43	44	-2,3%	381	296	+28,7%
Accidents	33	29	+13,8%	269	231	+16,5%



(*) Chiffres 2016 provisoires transmis par les forces de l'ordre
Chiffres 2015 provisoires